



Glass Passivated Three Phase Rectifier Bridge

VRRM 800 to 1800V

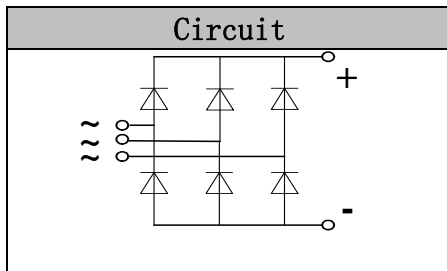
ID 60 A

Applications

- Three phase rectifiers for power supplies
- Rectifiers for DC motor field supplies
- Battery charger rectifiers
- Input rectifiers for variable frequency drives

Features

- Three phase bridge rectifier
- Blocking voltage:800 to 1800V
- Heat transfer through aluminum oxide DBC ceramic isolated metal baseplate
- Glass passivated chip



Module Type

TYPE	VRRM	VRSM
MD60S08NM2	800V	900V
MD60S12NM2	1200V	1300V
MD60S16NM2	1600V	1700V
MD60S18NM2	1800V	1900V

Maximum Ratings

Symbol	Conditions	Values	Units
ID	Three phase, full wave Tc=110°C	60	A
IFSM	t=10mS Tvj =45°C	460	A
i ² t	t=10mS Tvj =45°C	1050	A ² s
Visol	a.c.50HZ;r.m.s.;1min	3000	V
Tvj		-40 to +150	°C
Tstg		-40 to +125	°C
Mt	To terminals(M5)	5±15%	Nm
Ms	To heatsink(M5)	5±15%	Nm
Weight	Module (Approximately)	130	g

Thermal Characteristics

Symbol	Conditions	Values	Units
Rth(j-c)	Per diode	1.45	°C/W
Rth(c-s)	Module	0.07	°C/W

Electrical Characteristics

Symbol	Conditions	Values			Units
		Min.	Typ.	Max.	
V _{FM}	T=25°C I _F =150A	—	1.30	1.45	V
I _{RD}	Tvj=25°C VRD=VRRM Tvj=150°C VRD=VRRM	—	—	0.3 5	mA mA



Performance Curves

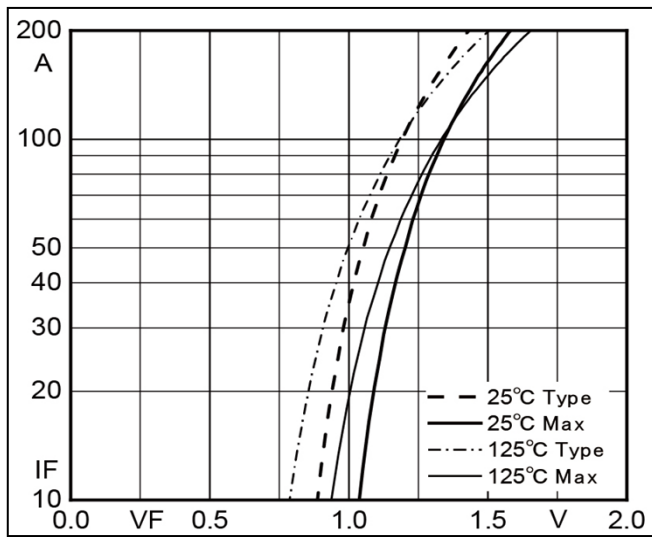


Fig1. Forward Characteristics

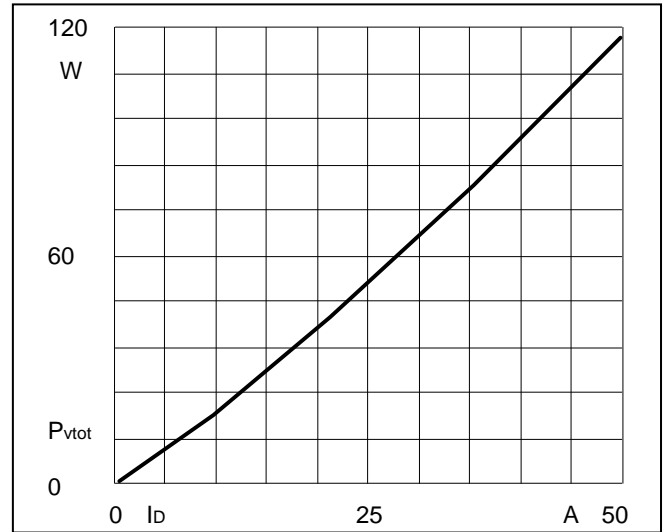


Fig2. Power dissipation

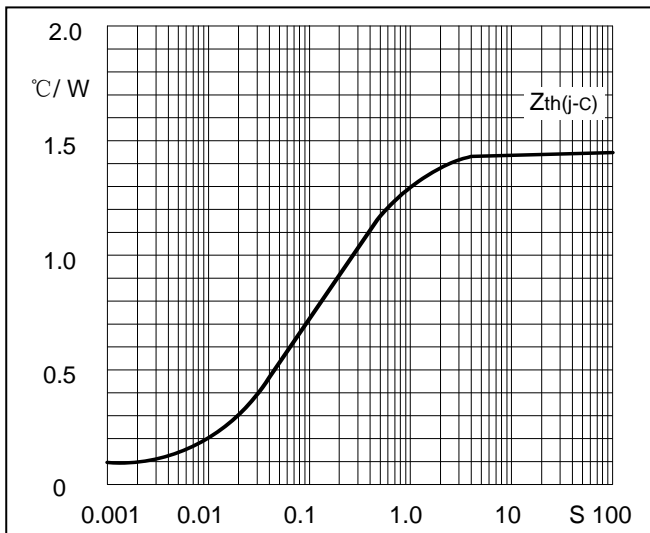


Fig3. Transient thermal impedance

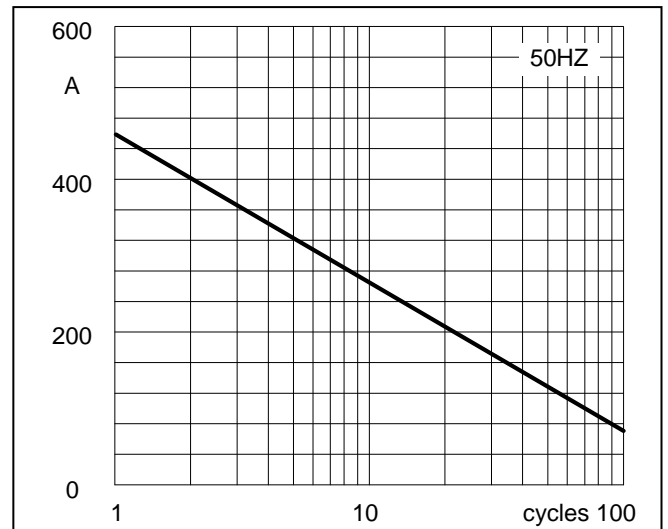


Fig4. Max Non-Repetitive Forward Surge Current

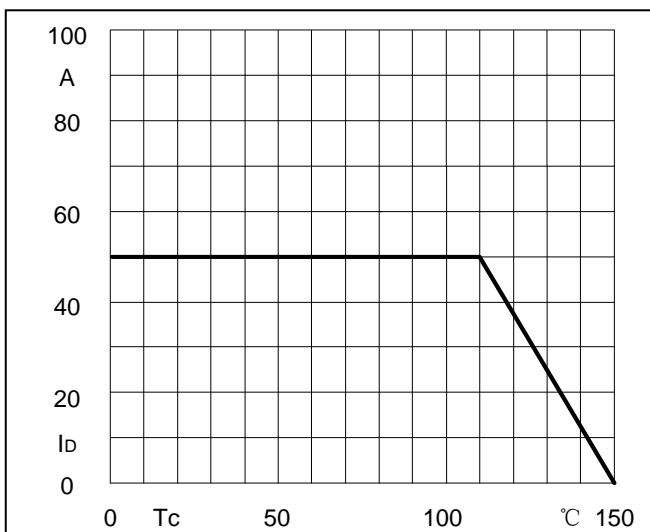
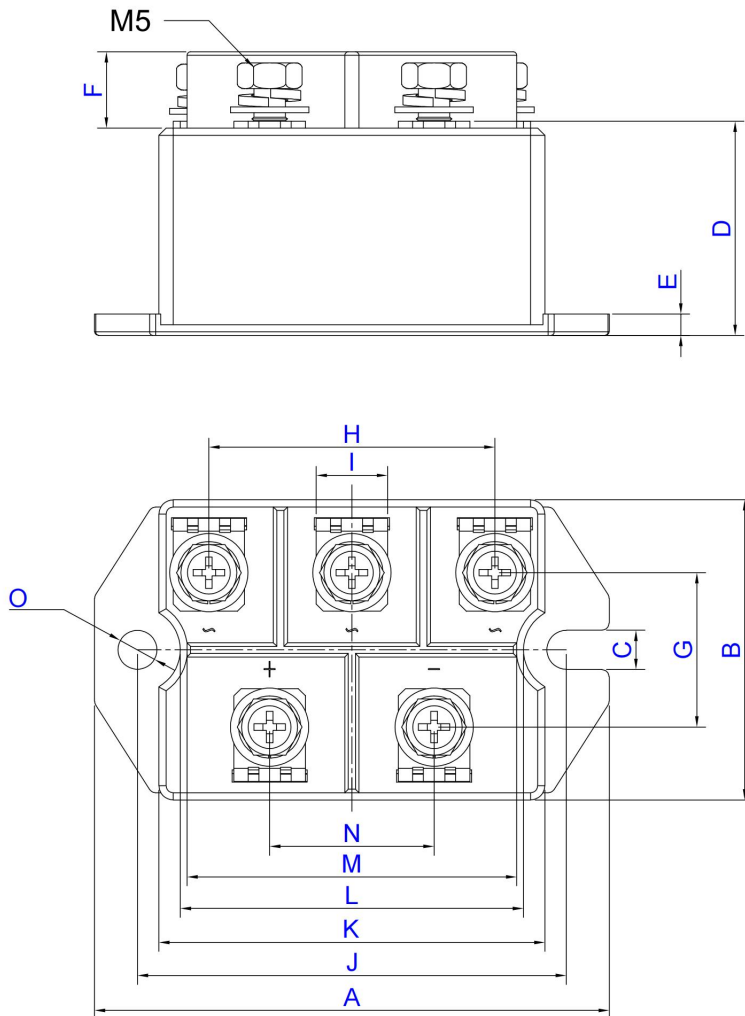


Fig5. Forward Current Derating Curve

Package Outline Information

CASE:NM2



DIM	Min (mm)	Max (mm)	Note
A	71.5	72.5	
B	41.5	42.5	
C	5	6	
D	29.5	30.5	
E	2.5	3.5	
F	10.2	11.2	
G	21.1	22.1	
H	39.5	40.5	
I	9.5	10.5	
J	59.5	60.5	
K	53.5	54.5	
L	47.5	48.5	
M	45.64	46.64	
N	22.5	23.5	
O	5	6	∅

Packing Standard

Item	Length: A (mm)	Width: B (mm)	Height: C (mm)	Quantity (PCS)
Inner Box	276	258	48	8
Outer Carton	545	295	240	80



Disclaimer

The information presented in this document is for reference only. Yangzhou Yangjie Electronic Technology Co., Ltd. reserves the right to make changes without notice for the specification of the products displayed herein to improve reliability, function or design or otherwise.

The product listed herein is designed to be used with automotive electronics, are not designed for use in medical, life-saving, lifesustaining, or military, Yangjie or anyone on its behalf, assumes no responsibility or liability for any damages resulting from such improper use of sale.

This publication supersedes & replaces all information previously supplied. For additional information, please visit our website <http://www.21yangjie.com>, or consult your nearest Yangjie's sales office for further assistance.