MD200C(A/K)22D2

RoHS COMPLIANT

Glass Passivated Rectifier Diode Modules

VRRM 2200V
IFAV 200 A

Circuit

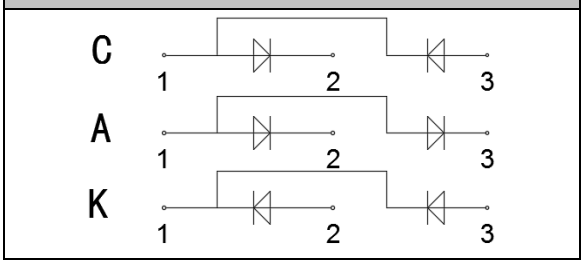

Applications

- Non-controllable rectifiers for AC/AC converters
- Line rectifiers for transistorized AC motor controllers
- Field supply for DC motors

Features

- Blocking voltage:2200V
- Heat transfer through aluminum oxide ceramic isolated metal baseplate
- Glass passivated chip
- UL recognized applied for file no. E230084

Module Type

TYPE			VRRM	VRSM
MD200C22D2	MD200A22D2	MD200K22D2	2200V	2300V

Maximum Ratings

Symbol	Conditions	Values	Units
I_{FAV}	Single phase ,half wave 180° conduction Tc=95℃	200	A
I_{FSM}	t=10mS Tvj =45℃	6800	A
	t=10mS Tvj =150℃	6000	A
i^2t	t=10mS Tvj =45℃	231200	A^2s
	t=10mS Tvj =150℃	180000	A^2s
V_{isol}	a.c.50HZ;r.m.s.;1min	3000	V
T_{vj}		-40 to 150	℃
T_{stg}		-40 to 125	℃
Mt	To terminals(M6)	5±15%	Nm
Ms	To heat sink(M6)	5±15%	Nm
Weight	Module (Approximately)	160	g

Thermal Characteristics

Symbol	Conditions	Values	Units
$R_{th(j-c)}$	Per diode	0.18	℃/W
$R_{th(c-s)}$	Per Module	0.05	℃/W

Electrical Characteristics

Symbol	Conditions	Values			Units
		Min.	Typ.	Max.	
V_{FM}	T=25℃ I_F =300A	1	1.15	1.30	V
	T=150℃ I_F =300A	1	1.05	1.20	V
I_{RD}	T_{vj}=150℃ V_{RD}=V_{RRM}	—	—	9	mA
r_f	T_J=25℃		1.13		mΩ
	T_J=150℃		1.4		mΩ
V_{fO}	T_J=25℃		0.84		V
	T_J=150℃		0.74		V

Performance Curves

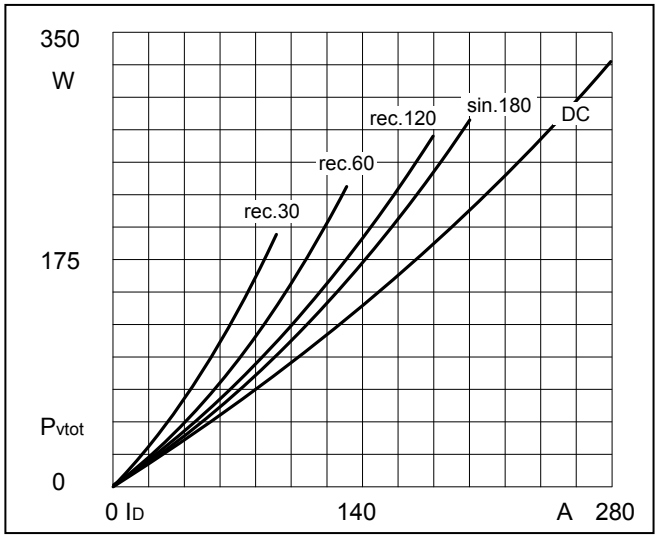

Fig1. Power dissipation

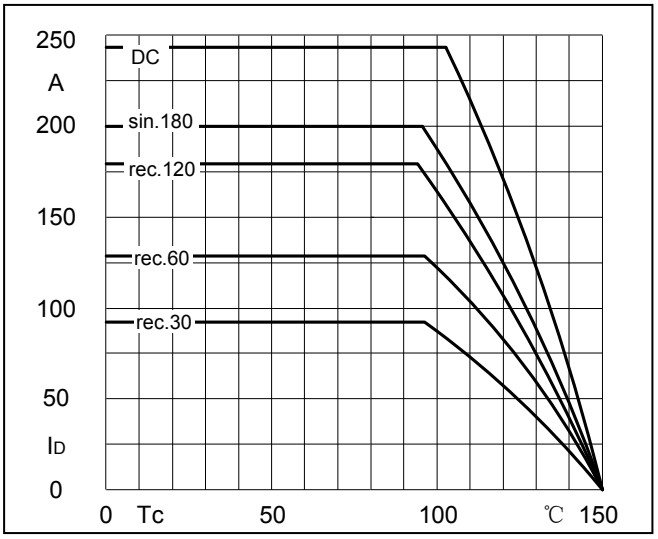

Fig2.Forward Current Derating Curve

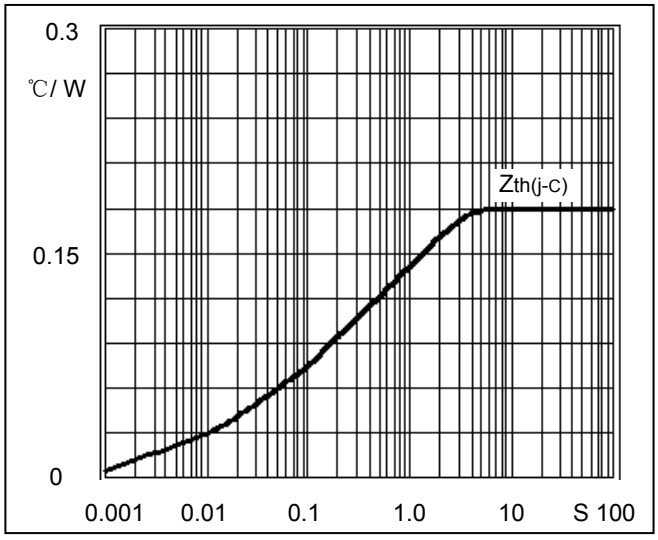

Fig3. Transient thermal impedance

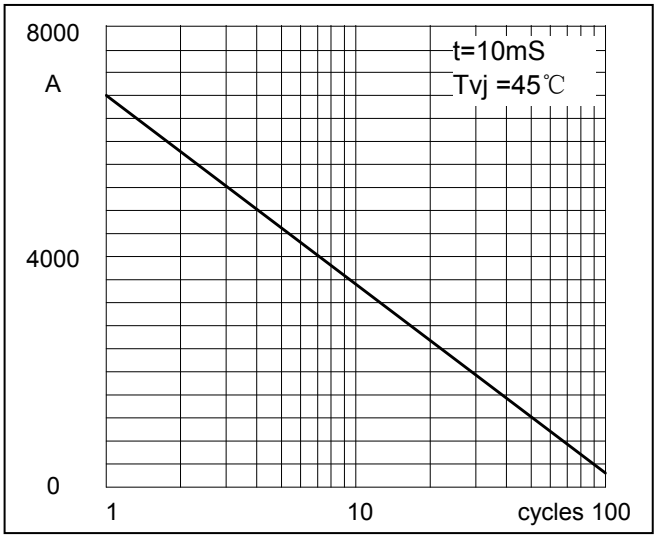

Fig4. Max Non-Repetitive Forward Surge Current

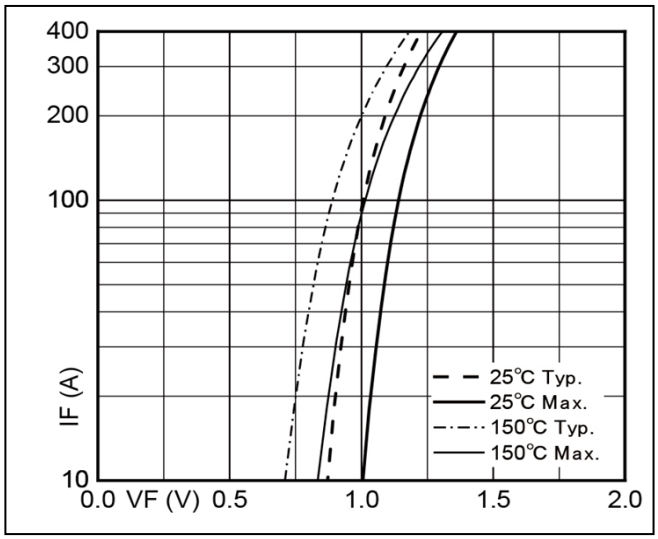

Fig5. Forward Characteristics

Package Outline Information

CASE: D2

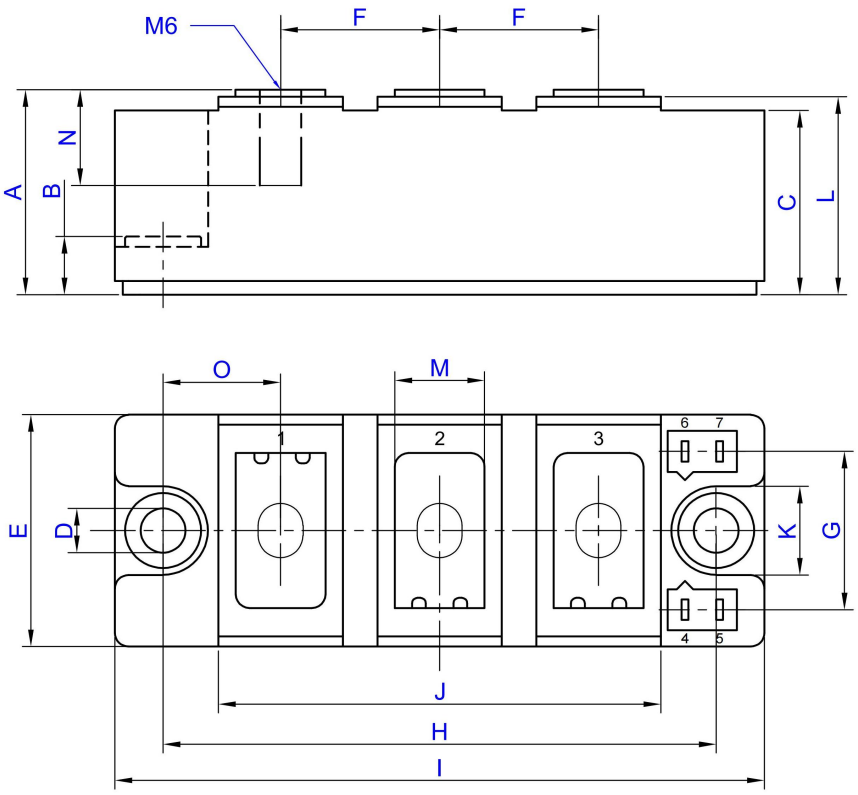

DIM	Min (mm)	Max (mm)	Note
A	29.5	30.5	
B	8.0	9.0	
C	26.5	27.5	
D	6.3	6.7	Ø
E	33.5	34.5	
F	22.8	23.2	
G	22.7	23.7	
H	79.5	80.5	
I	93.5	94.5	
J	63.5	64.5	
K	12.5	13.5	
L	28.5	29.5	
M	12.9	13.1	
N	13.5	14.5	
O	16.5	17.5	

Packing Standard

Item	Length: A (mm)	Width: B (mm)	Height: C (mm)	Quantity (PCS)
Inner Box	276	258	48	8
Outer Carton	545	295	240	80

Disclaimer

The information presented in this document is for reference only. Yangzhou Yangjie Electronic Technology Co., Ltd. reserves the right to make changes without notice for the specification of the products displayed herein to improve reliability, function or design or otherwise.

The product listed herein is designed to be used with automotive electronics, are not designed for use in medical, life-saving, lifesustaining, or military, Yangjie or anyone on its behalf, assumes no responsibility or liability for any damages resulting from such improper use of sale.

This publication supersedes & replaces all information previously supplied. For additional information, please visit our website http://www.21yangjie.com, or consult your nearest Yangjie's sales office for further assistance.