



Glass Passivated Rectifier Diode Modules

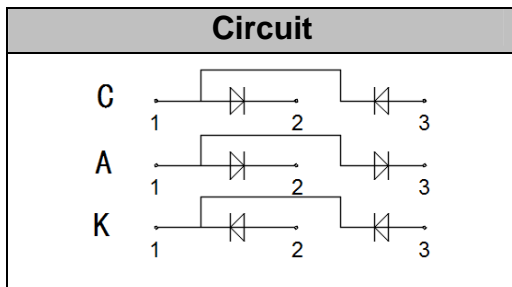
VRRM 800 to 1800V
IFAV 120 A

Applications

- Non-controllable rectifiers for AC/AC converters
- Line rectifiers for transistorized AC motor controllers
- Field supply for DC motors

Features

- Blocking voltage: 800 to 1800V
- Heat transfer through aluminum oxide DBC ceramic isolated metal baseplate
- Glass passivated chip
- UL recognized applied for file no. E230084



Module Type

TYPE			VRRM	VRSM
MD120C08D1N	MD120A08D1N	MD120K08D1N	800V	900V
MD120C12D1N	MD120A12D1N	MD120K12D1N	1200V	1300V
MD120C16D1N	MD120A16D1N	MD120K16D1N	1600V	1700V
MD120C18D1N	MD120A18D1N	MD120K18D1N	1800V	1900V

Maximum Ratings

Symbol	Conditions	Values	Units
IFAV	Single phase ,half wave 180° conduction Tc=106°C	120	A
IFSM	t=10mS Tvj =45°C	4000	A
i ² t	t=10mS Tvj =45°C	80000	A ² s
V _{isol}	a.c.50HZ;r.m.s.;1min	3000	V
T _{vj}		-40 to +150	°C
T _{stg}		-40 to +125	°C
Mt	To terminals(M5)	3 ± 15%	Nm
Ms	To heatsink(M6)	5 ± 15%	Nm
Weight	Module (Approximately)	115	g

Thermal Characteristics

Symbol	Conditions	Values	Units
R _{th(j-c)}	Per diode	0.26	°C/W
	Per Module	0.13	°C/W
R _{th(c-s)}	Per Module	0.1	°C/W

Electrical Characteristics

Symbol	Conditions	Values			Units
		Min.	Typ.	Max.	
V _{FM}	T=25°C I _F =300A	—	1.20	1.35	V
I _{RD}	T _{vj} =150°C V _{RD} =VRRM	—	—	6	mA



Performance Curves

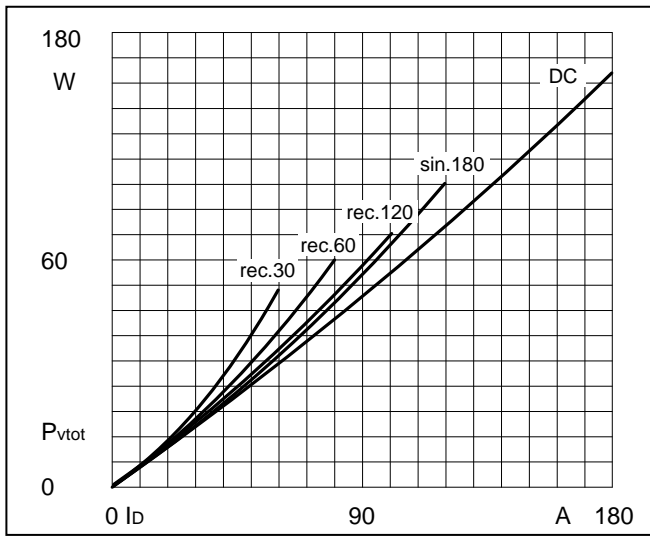


Fig1. Power dissipation

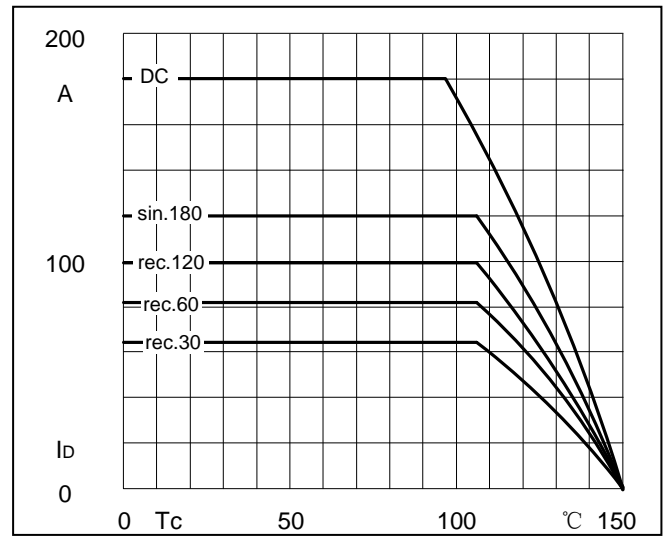


Fig2. Forward Current Derating Curve

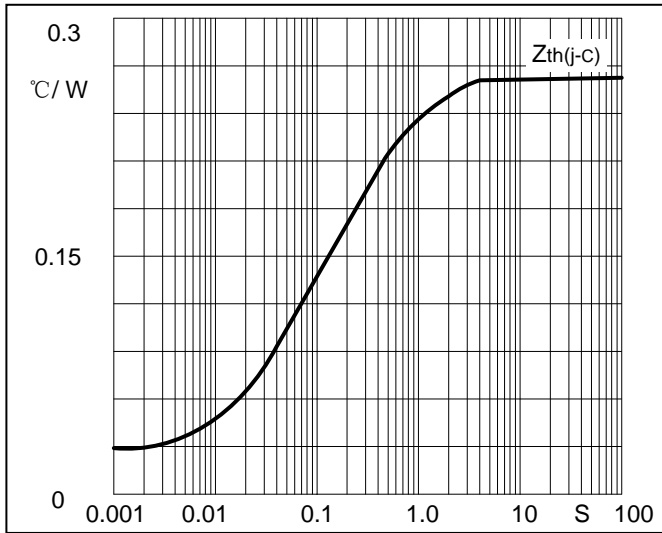


Fig3. Transient thermal impedance

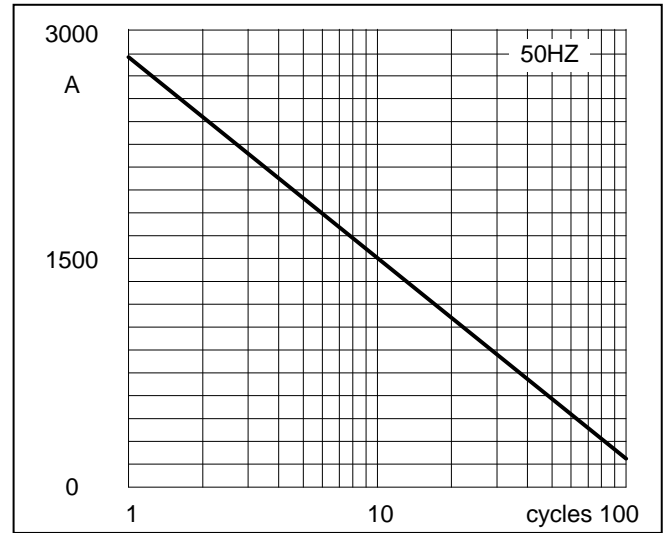


Fig4. Max Non-Repetitive Forward Surge Current

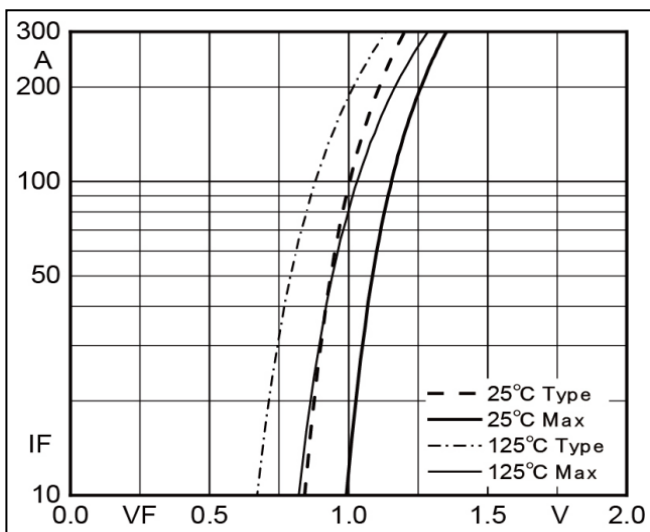
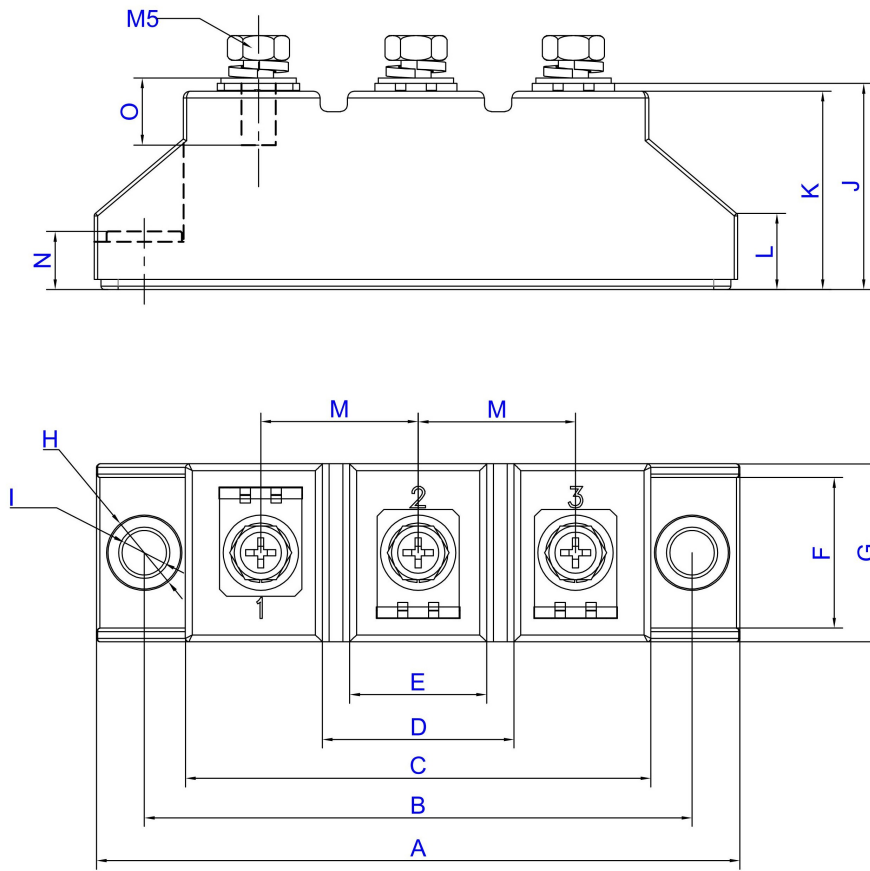


Fig5. Forward Characteristics

Package Outline Information

CASE: D1N



DIM	Min (mm)	Max (mm)	Note
A	93.5	94.5	
B	79.8	80.2	
C	67.5	68.5	
D	27.5	28.5	
E	19.5	20.5	
F	21.5	22.5	
G	25.5	26.5	
H	10.5	11.5	∅
I	6.0	7.0	∅
J	29.5	30.5	
K	28.5	29.5	
L	10.7	11.7	
M	22.5	23.5	
N	8.0	9.0	
O	9.0	10.0	

Packing Standard

Item	Length: A (mm)	Width: B (mm)	Height: C (mm)	Quantity (PCS)
Inner Box	276	258	43	10
Outer Carton	545	295	240	100



Disclaimer

The information presented in this document is for reference only. Yangzhou Yangjie Electronic Technology Co., Ltd. reserves the right to make changes without notice for the specification of the products displayed herein to improve reliability, function or design or otherwise.

The product listed herein is designed to be used with automotive electronics, are not designed for use in medical, life-saving, lifesustaining, or military, Yangjie or anyone on its behalf, assumes no responsibility or liability for any damages resulting from such improper use of sale.

This publication supersedes & replaces all information previously supplied. For additional information, please visit our website <http://www.21yangjie.com>, or consult your nearest Yangjie's sales office for further assistance.